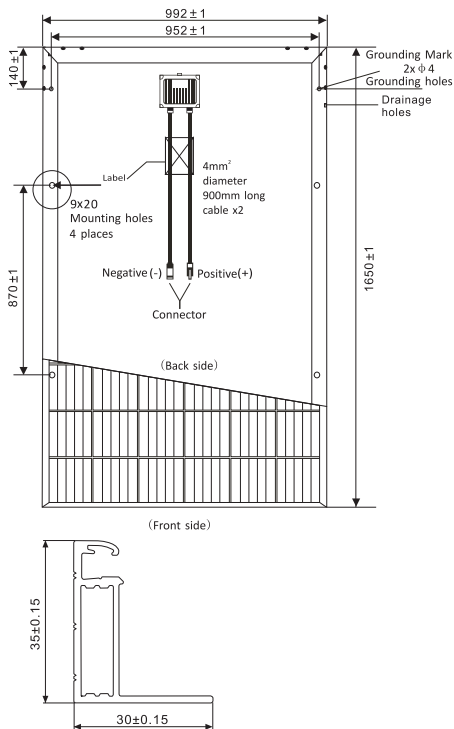


### Dimension of PV Modules Unit: mm



### ELECTRICAL DATA(STC)

Model Number	RSM60-6-260P	RSM60-6-265P	RSM60-6-270P	RSM60-6-275P	RSM60-6-280P
Rated Power in Watts-Pmax(Wp)	260	265	270	275	280
Open Circuit Voltage-Voc(V)	37.8	38.0	38.2	38.4	38.6
Short Circuit Current-Isc(A)	9.04	9.12	9.20	9.28	9.36
Maximum Power Voltage-Vmpp(V)	30.6	30.9	31.2	31.5	31.8
Maximum Power Current-Impp(A)	8.50	8.58	8.66	8.74	8.82
Module Efficiency (%)	15.9	16.2	16.5	16.8	17.1

STC: Irradiance 1000 W/m<sup>2</sup>, Cell Temperature 25°C, Air Mass AM1.5 according to EN 60904-3.

### ELECTRICAL DATA(NOCT)

Model Number	RSM60-6-260P	RSM60-6-265P	RSM60-6-270P	RSM60-6-275P	RSM60-6-280P
Maximum Power-Pmax (Wp)	194	197	201	205	208
Open Circuit Voltage-Voc (V)	35.2	35.3	35.5	35.6	35.8
Short Circuit Current-Isc (A)	7.31	7.38	7.44	7.51	7.57
Maximum Power Voltage-Vmpp (V)	28.1	28.3	28.4	28.6	28.7
Maximum Power Current-Impp (A)	6.89	6.98	7.08	7.17	7.25

NOCT: Irradiance at 800 W/m<sup>2</sup>, Ambient Temperature 20°C, Wind Speed 1 m/s.

### MECHANICAL DATA

Solar cells	Polycrystalline 156×156 mm
Cell configuration	60 cells (6×10)
Module dimensions	1650×992×35mm
Weight	18kg
Superstrate	3.2 mm, High Transmission, Low Iron, Tempered ARC Glass
Substrate	White Backsheet
Frame	Silver Anodized Aluminium Alloy type 6063T5, Silver Color
J-Box	Potted, IP67, 1000VDC, 3 Schottky bypass diodes
Cables	4.0mm <sup>2</sup> (12AWG), 900mm length
Connector	IP67 MC4 Compatible

### TEMPERATURE & MAXIMUM RATINGS

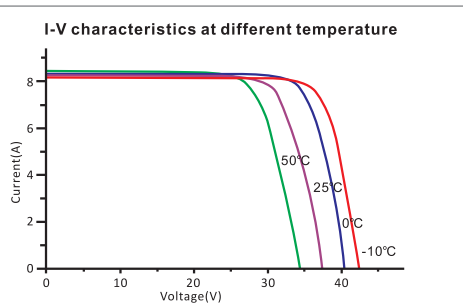
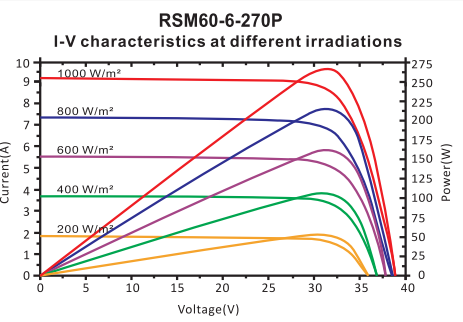
Nominal Operating Cell Temperature (NOCT)	45°C±2°C
Temperature Coefficient of Voc	-0.32%/°C
Temperature Coefficient of Isc	0.05%/°C
Temperature Coefficient of Pmax	-0.39%/°C
Operational Temperature	-40~+85°C
Maximum System Voltage	1000VDC
Max Series Fuse Rating	15A
Limiting Reverse Current	15A

### PACKAGING CONFIGURATION

	40ft	20ft
Number of modules per container	840	360
Number of modules per pallet	30	30
Number of pallets per container	28	12
Packaging box dimensions (LxWxH) in mm	1680×1120×1250	1680×1120×1250
Box gross weight[kg]	580	580

CAUTION: READ SAFETY AND INSTALLATION INSTRUCTIONS BEFORE USING THE PRODUCT.

©2017 Risen Energy. All rights reserved. Specifications included in this datasheet are subject to change without notice.



Our Partners: